

DYLAN SHERIDAN

THE CURIOUS LIGHT OF  
MISTER MOON

FOR COUNTER TENOR AND PERCUSSION



## Percussion Instruments

FM radio, FM transmitter, Vibraphone, G# Whirley, Low E Gong, a little brass bell, 3x Chinese Tom-Toms, Chinese “doing” cymbal, 5x temple blocks, xylophone, big cymbal, finger cymbals, little bell on a string, 5x Jars of Brandy, a few little rocks, flexitone, pitched wine glasses (A, A#, B), D# gong, hollow frog (or wood block), snare drum, several ceramic plates, hi-hat, chicken egg, low G# Gong

**i** - FM radio, FM transmitter, Vibraphone, G# Whirley, low E Gong

**ii** - Low E Gong, little bell, 3x Chinese Tom-Toms, Chinese “doing” cymbal, 5x temple blocks, xylophone, Vibraphone

**iii** - xylophone, big cymbal, finger cymbals, Vibraphone

**iv** - FM radio, FM transmitter, little bell on a string, 5x Jars of Brandy, a few little rocks, flexitone, pitched wine glasses (A, A#, B)

**v** - Vibraphone, G# Whirley, pitched wine glasses (A, A#, B), D# gong, hollow frog (or wood block), ceramic plates, snare drum, hi-hat, chicken egg

**vi** - FM radio, FM transmitter, Vibraphone, Low G# Gong

## Staging and Costume

Performers may choose the extent to which they wish to include costume and staging in performance. The stage should be very dark and highlighted with blue ‘moonlight’ lighting. Props should at least include a worn couch upon which Mister Moon sits as he drinks brandy and tells his tale.

## Other Notes

- In addition to the directions given, performers are encouraged to ad-lib movement about the stage.
- Mister Moon is also required to play the cello, and the part has been written in such a way that a proficient musician with no previous experience on the instrument should be able to perform both parts.



Counter Tenor & Cello – Michael Linert  
Percussion – Mike Lunoe

Premiere performance  
January 23, 2011 @ College-Conservatorium of Music, Cincinnati



# i - hello, Mister Moon

*mp*  
Sitting back singing to yourself, pained, burdened and slightly drunken. Look down and around but do not connect with audience

$\text{♩} = 63-66$

Voice

Full of the light of Mis-ter Mis-ter Mis-ter Moon

Violoncello

Rubber mute  
Bow between bridge and tailpiece sul II & III

out of radio sound  $\text{---}$   $\text{---}$   $n$

Vibraphone  
FM Radio  
Whirley (G#)

audience laughter, clapping (transmit track 1 via FM transmitter. cresc. as you tune slightly in and out to either side of the station for c. 30")

$\text{♩} = 63-66$

*p*

Continues to play in background until end of (i)

The musical score is presented in three staves. The top staff is for the Voice, the middle for the Violoncello, and the bottom for the Vibraphone. The key signature has one sharp (F#) and the time signature is 9/8. The tempo is marked as quarter note = 63-66. The voice part includes the lyrics 'Full of the light of Mis-ter Mis-ter Mis-ter Moon' and performance instructions: 'Sitting back singing to yourself, pained, burdened and slightly drunken. Look down and around but do not connect with audience' and 'mp'. The cello part includes instructions: 'Rubber mute', 'Bow between bridge and tailpiece sul II & III', and 'out of radio sound' with a crescendo hairpin leading to a fermata. The vibraphone part includes instructions: 'audience laughter, clapping (transmit track 1 via FM transmitter. cresc. as you tune slightly in and out to either side of the station for c. 30")' and 'p'. A box around the vibraphone instructions has an arrow pointing to the text 'Continues to play in background until end of (i)'.

7

Voice

yes - sir yes - sir yes - sir yes - si-ree full of the light of Mis-ter Mis-ter Mis-ter Moon yes - sir yes - sir yes - sir yes - si-

Vib.



12

Voice

ree!

spoken manic nonsense. Ad lib.

meld words into [u]

...but I said, "where oh where do butterflie ssleep?" and he said,	"onastarlitnighta- butterflyturnsintoadragonfly"	which in A.'s opinion is very serious indeed. How shall I put it?	It is a most astonishing development
--	---	---	--

Vib.

20 with an eerie, shimmering vibrato (like a theramin)

Tr. Solo

[u]

Vib. g# whirley (improvise softly and fairly slowly with these pitches)



meld [u] into words  
becoming frantic

25

Tr. Solo

So I said,  
"wellblowthedragonfliesnose  
andwrapthefishinapapertissue"  
...  
and he said,

"BUT THERE AREN'T  
ENOUGH STARS!"

"There aren't enough stars?"  
There aren't enough stars!

Vib.

In A.'s opinion  
it's very serious indeed

meld words into [u]

(deeply pondering the lack of stars)

[u]

meld [u] into words  
(becoming even more frantic)

it's very im- -portant, because in A.'s opinion,

Vib.

g# whirley



There aren't enough  
stars!! there aren't  
enough stars!!

(etc. continue rambling about the lack of stars)

meld words into [u]

(sit up with sudden realization)

[u]

"I'M A STAR..."

Vib.

g# whirley

low E gong

vib

f

(Turn off radio)



# ii - the Moon and a cigarette

♩=c. 66

**Treble**

*p* *mf* *p* stretch (operatic)

one night on my way home from the ci ne ma\_ I hurled a rock at

**Violoncello**

**Vibraphone**

♩=c. 66 little bell

improv. tasteful grove with 3x chinese tomtoms & chinese doing cymbal +occasional temple block

**Percussion**

*mf* *p*

low e gong

Detailed description: This is a musical score for a piece titled "ii - the Moon and a cigarette". It features four staves: Treble, Violoncello, Vibraphone, and Percussion. The Treble staff contains the vocal melody with lyrics: "one night on my way home from the ci ne ma\_ I hurled a rock at". The music includes dynamic markings (*p*, *mf*, *p*), a tempo marking (♩=c. 66), and performance instructions like "stretch" and "(operatic)". The Vibraphone part is marked "little bell" and includes a box for improvisation: "improv. tasteful grove with 3x chinese tomtoms & chinese doing cymbal +occasional temple block". The Percussion part includes a "low e gong" with dynamic markings *mf* and *p*.

pure tone —————> nasty tone

*p* ————— *f*

Tr. mis - ter Moon \_\_\_\_\_ that rock went o ver the chim - ney and

percussion: pause ostinato, restart ostinato

**||**

*f* 3+4+3 *p* (lyrical, freely)

Tr. struck mis - ter Moon as he was sing - ing a song —————> (hum)

percussion: temple-blocks, pause ostinato







(pale, eerie)



Tr.

"It's un - par-do-na- ble"

"For hea-ven's

grating

play 3 - 4 random pizz. notes

Vc.

*n* ————— *p*

echo "put me back together"

xylophone

Vib.

vib.

*p*

*f*

*p*

*f*

Perc.

rall. . . . ♩=50

Tr. (freely) *p*

"No no no no nono no! Put me back to - ge - ther!" Mis-ter

Vc.

Vib. vib. *p*

rall. . . .

Perc. *p* tr

restart ostinato →

Tr. Moon looked un - for - giv - ing but in the end

Perc.

Tr. tra-ded for-giv - nes for a ci - ga - rette  
solo

Vibraphone *p*

Perc. *ppp*

leans back relaxed and lights up a cigarette.

# iii - the moon in his pocket

♩=120

Cigarette drops out of mouth as  
Mister Moon is rudely awoken by xylophone.

The musical score is divided into two systems. The first system (measures 1-5) is in 4/4 time. The Voice part is silent. The Cello part has a rest followed by a note with a 'snap pizz.' marking and a forte (*f*) dynamic. The Percussion part includes cymbals, temple blocks, and finger cymbals. The Xylophone part features a melodic line with dynamics *f*, *p*, *f*, *f*, and *f*. A double bar line with a repeat sign follows. The second system (measures 6-10) is in 3/4 time. The Tr. Solo part has lyrics: "Mi - ster Moon was wal-king with him - self in-side his poc-ket on a hi-lly road his shoe-lace". The Cello part has a rest followed by a note with a forte (*f*) dynamic. The Xylophone part features a melodic line with dynamics *f*, *p*, *f*, and *p*.

Voice

cello

cymbals  
temple blocks  
finger cymbals

xylophone

Tr. Solo

Vc.

xylo.

*f* *p* *f* *f* *f*

*fp* *f* *fp*

*f* *p* *f* *p*

Mi - ster Moon was wal-king with him - self in-side his poc-ket on a hi-lly road his shoe-lace



Tr. Solo

(drop pitch)

*fp* *f*

came un - done he was ben-ding down to tie it when

Vc.

*f*

xylo.

*f* *fp* *f*



Tr. Solo

*fp* *f* *p* pale, eerie

Mis ter moon rolled out his poc - ket Mis - ter

Vc.

*f* *f* *f* *p*

xylo.

*fp* *f* *f* *p*

Percussion

big cymbal

to vibraphone

Tr. Solo

Moon rolled out his poc - ket and down the slope\_\_\_\_\_ he rolled

Vc.

Perc.

xylo.

Tr. Solo

o-ver and o-ver and o-ver and o-ver and

\* At this point Mister Moon rolls off-stage and out of the concert hall. His voice grows more and more distant until it has disappeared completely. Left on-stage in silence for a few moments, the percussionist begins

(Mister Moon can again be heard, arriving on opposite side of stage)

*n* \_\_\_\_\_

over and o-ver and o-ver and

\*all players cont. repeating all parts until Mister Moon arrives on-stage and, exhausted, picks up his cello to joins vib.

Perc. **II** *f* sus. finger cymbals

vib. *p cresc.*

Tr. Solo *f*

Vc. *arco* *f with heavy rock feel*

Perc. *f*

vib. *f with heavy rock feel*

o-ver and o-ver and o-ver and o-ver and o-ver and o-ver and o-ver and o-ver and o-ver and o-ver and o-ver and o-ver

(exhausted)

Tr. Solo

un-to the ends of the earth

Vc.

temple blocks

Perc.

vib.

Xylophone

*f*

*f*

*f*

*f*



Tr. Solo

Vc.

vib.

*f*

*p*

*f*

*f*

*f* (excitedly)

Tr. Solo

Mi ster Moon ran af-ter Mi-ster Moon but since he was mov ing e-ver so

(randomly placed pizz. ad lib.)

vib.

*f*

==

Detailed description: This system contains three staves. The top staff is for Tr. Solo in treble clef, with lyrics underneath. The middle staff is for Vc. in bass clef, with a circled 'p' and the instruction '(randomly placed pizz. ad lib.)' above it. The bottom staff is for vib. in treble clef, with a circled 'f' below it. The music is in 3/4 time and features various time signature changes (4/4, 3/4, 4/4, 3/4). A double bar line with two parallel lines is located below the vib. staff.

Tr. Solo

quick - ly the in - ter - val be-tween Mi - ster Moon and Mis ter moon grew

(pizz.)

vib.

Detailed description: This system contains three staves. The top staff is for Tr. Solo in treble clef, with lyrics underneath. The middle staff is for Vc. in bass clef, with a circled 'p' and the instruction '(pizz.)' above it. The bottom staff is for vib. in treble clef. The music is in 3/4 time and features various time signature changes (5/4, 4/4). The vib. part has a circled 'f' below it.

Tr. Solo

far - ther and far - ther and far - ther and far - ther and far - ther and far - ther a -

Vc. arco

vib.



Tr. Solo

part and lost sight of him-self in the mist far be - low.

Vc. (snap pizz.) *f*

vib.

\* very free, with a lot of space  
 Rythmicized sections ♩=84-88  
 Succession of event otherwise  
 indicated through spacial  
 notation.

# iv - how i sobered up

voice

Violoncello


Percussion - fm radio  
 little bell on a string  
 in a jar of brandy/water  
 flexitone

pitched wine glasses  
 (A,A#,B)

Vibraphone

5"

tune and detune a little until  
 track 2 is found.(Runs in the  
 background throughout mvmt)

*n*  *p*

3"

*pp* < *mp* >

*p*

with a drunken swing

One night

*p*

drop rock into brandy

*p*

⌣

I was wal kin' a- long

⌣

Detailed description: A musical staff with a treble clef. The melody consists of six eighth notes: G4, A4, B4, C5, B4, A4. The notes are beamed together. A fermata is placed over the final note, A4.

*f* suddenly angry

sing-ing a song

Detailed description: A musical staff with a treble clef. The melody consists of six eighth notes: G4, A4, B4, C5, B4, A4. The notes are beamed together. A fermata is placed over the final note, A4. The dynamic marking *f* is above the staff, and the instruction 'suddenly angry' is written above the staff.

cello  
straight  
(rubber mute)

*f*  
(drunkenly)

Detailed description: A musical staff with a treble clef. The notation shows a cello part with a rubber mute. It consists of six eighth notes: G4, A4, B4, C5, B4, A4. The notes are beamed together. A fermata is placed over the final note, A4. The dynamic marking *f* is below the staff, and the instruction '(drunkenly)' is written below the staff. An arrow points from the vocal line above to this staff.

small rocks in brandy

Detailed description: A simple diagram showing two small black circles representing rocks inside a rectangular container.

Wine Glasses

Detailed description: A musical staff with a treble clef. The notation shows two notes: G4 and A4. The notes are beamed together. Below the staff are two chevron symbols (< and >) pointing towards each other, indicating the sound of wine glasses.

straight

Vibraphone

*p* calmly

Detailed description: A musical staff with a treble clef. The notation shows a vibraphone part. It consists of six eighth notes: G4, A4, B4, C5, B4, A4. The notes are beamed together. A fermata is placed over the final note, A4. The dynamic marking *p* is below the staff, and the instruction 'calmly' is written below the staff. An arrow points from the cello part above to this staff.



8"

gently whistle a melody

*p*

when

*mp*

Detailed description: This block contains musical notation for a whistle melody. It features a treble clef on the left. The melody is written on a five-line staff. The first part of the melody is enclosed in a rectangular box. Above the box is the text "8\"". Below the box, the lyrics "gently whistle a melody" are written. To the right of the box, the melody continues with a single note on a lower line, with the lyric "when" underneath. The dynamic marking *p* (piano) is placed above the staff, and *mp* (mezzo-piano) is placed below the staff.

I dropped in - to a well

Detailed description: This block shows a vocal line on a five-line staff. The melody consists of six notes: a quarter note, a quarter note, a quarter note, a quarter note with a flat, a quarter note, and a half note. The lyrics "I dropped in - to a well" are written below the notes. Above the staff, there are two hairpins: a crescendo hairpin (opening to the right) and a decrescendo hairpin (opening to the left).

HELP! \_\_\_\_\_

Detailed description: This block shows a vocal line on a five-line staff. The melody starts with a quarter note, followed by a series of eighth notes. The lyrics "HELP! \_\_\_\_\_" are written below the notes. Above the staff, there is a decrescendo hairpin (opening to the left) and a slur over the notes.

plop bell into jar of brandy

Detailed description: This block contains a sound effect notation. The text "plop bell into jar of brandy" is written above a five-line staff. Below the staff, there is a single note on a lower line with a downward-pointing arrow. To the right of the note, there is a treble clef and a wavy line indicating a sound effect.

The image shows a musical score for two instruments: Cello and Vibraphone. The Cello part is on the left, and the Vibraphone part is at the bottom. The lyrics are written below the vocal line, which is represented by a staff at the top right. The lyrics are: "I shou-ted and some-bo-dy took the trou ble to lo-wer a rope". The Cello part has a dynamic marking of *f* (forte). The Vibraphone part has a dynamic marking of *mp* (mezzo-piano). The lyrics are: "I shou-ted and some-bo-dy took the trou ble to lo-wer a rope". The Cello part has a dynamic marking of *f* (forte). The Vibraphone part has a dynamic marking of *mp* (mezzo-piano). The lyrics are: "I shou-ted and some-bo-dy took the trou ble to lo-wer a rope".

cello

*f*

Vibraphone

*mp*

(straight)

(swing)

I shou-ted

and some-bo-dy took the trou ble

to lo-wer a rope

*P* hushed, *cresc.*


straight pushing forwards (slight *accell.*)



I inched my way out of the mouth



*slower*

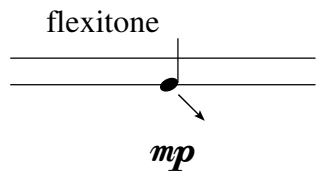


of a half-swilled

*f*   
(operatic)



bran - dy bo- ttle\_



wine glasses



*f*

Vibraphone



*f*

attacca

Voice

*mp*  
which i was dan-gling from  
one of my hands

cello

swing  
*p* *f*  
trill  
*f* (frantically shake bell in and out of brandy)

# v - on brawling with Mister Moon

Voice *n*  
 Violoncello  
 wine glasses  
 whirley  
 xylophone  
 vibraphone  
 snare drum  
 hi-hat  
 egg  
 hollow frog  
 jar of water  
 gong

remove mute  
 with wire brushes  
*mf*  
 =92 frog  
 plop  
 gong d#

**Mr. Moon**  
*f* spit words/sing aggressively  
 I stopped in at a ca-fe a big ball of a fe-llow was drin-king a beer

Perc.  
 cont. ad lib. (on wine glasses only) with similar rhythms/pitches. maintain steady pulse.

*mp*

Perc.   
 Voice   
 Violoncello   
 (ad lib.)

he said "you shoul - dn't"

*pp*

(ad lib.)

voice   
 Cello   
 perc.

*f*   
*ff*

be here   
 you're two hours late!   
 angrily

(wine glasses ad lib.)   
 "plop"

(wine glasses ad lib.)

"plop"

I said it's none of your\_ damned busi-ness

'n he said if

(wine glasses ad lib.)

(gong)

*mp*

(ad lib.)

peo-ple knew

they'd give you a thra - shing

get out get out get

*pp*

*ff*

*f*


*p*

(ad lib.)

sounds of a brawl

faster

Voice



out!

Cello

Whirley

*f* freely -contour should be loosely followed

perc.



Vc.

Vib.

perc.



♩=124

*molto vib.*

While I sta - gered to my feet Mister Moon took flight

alternate unevenly rolled and unrolled notes

*mf* (with mallet handle) *sim.* (mallet ord.) (do not roll triplets)

snare frog cymbal

*mp*

Detailed description: This system contains three staves. The top staff is a vocal line in treble clef with lyrics 'While I sta - gered to my feet Mister Moon took flight'. It features a triplet of eighth notes on 'sta - gered' and another triplet on 'took flight', with a 'molto vib.' marking above the first triplet. The middle staff is a vibraphone line in treble clef, marked 'alternate unevenly rolled and unrolled notes'. It starts with a triplet of eighth notes marked 'mf (with mallet handle)', followed by a 'sim.' marking, and ends with two triplets of eighth notes marked '(mallet ord.) (do not roll triplets)'. The bottom staff is a drum line in bass clef with parts for snare, frog, and cymbal, marked 'mp'.



Voice

i picked up my pis-tol and fired but he got a-way ree - ling as he

*molto vib.*

Vib. (with mallet handle) (mallet ord.) (with mallet handle)

Detailed description: This system contains three staves. The top staff is a vocal line in treble clef with lyrics 'i picked up my pis-tol and fired but he got a-way ree - ling as he'. It features three triplets of eighth notes, with a 'molto vib.' marking above the final triplet. The middle staff is a vibraphone line in treble clef, marked '(with mallet handle)'. It contains three triplets of eighth notes, with the first two marked '(mallet ord.)' and the third marked '(with mallet handle)'. The bottom staff is a drum line in bass clef with parts for snare and cymbal.

Voice  
 climbed the eas - tern sky

Cello, *f*

Vib. vib.

Perc., *Red.* (mallet ord.) \* *Red.* \*

tamtam snare tr tamtam snare tr

Voice  
 I got down on one knee, took aim

Vc. 3

Vib.

Perc., snare tr tr

*pp*

rubato, declamatory

*f*

Voice

Vc.

Perc.

(bang!)  
R.S. *f* hi-hat

R.S. *f*

(egg should spat on the beat)

Mis-ter Moon plumm-e-ted

*ff* *mp*

*mf* large tamtam



cello

and ev-ry-one cheered

bra-vo!

whip

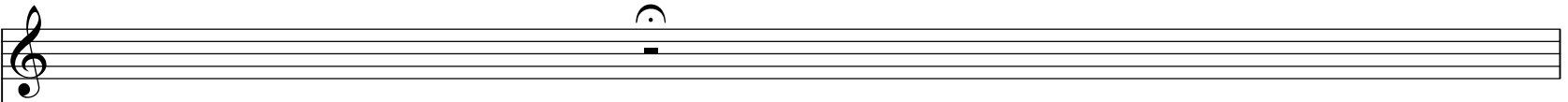
Perc.

*ff* *ff* *ff*

(an awkward applause)


# vi - ton koro pii pii

Treble Solo



Violoncello

Rubber mute

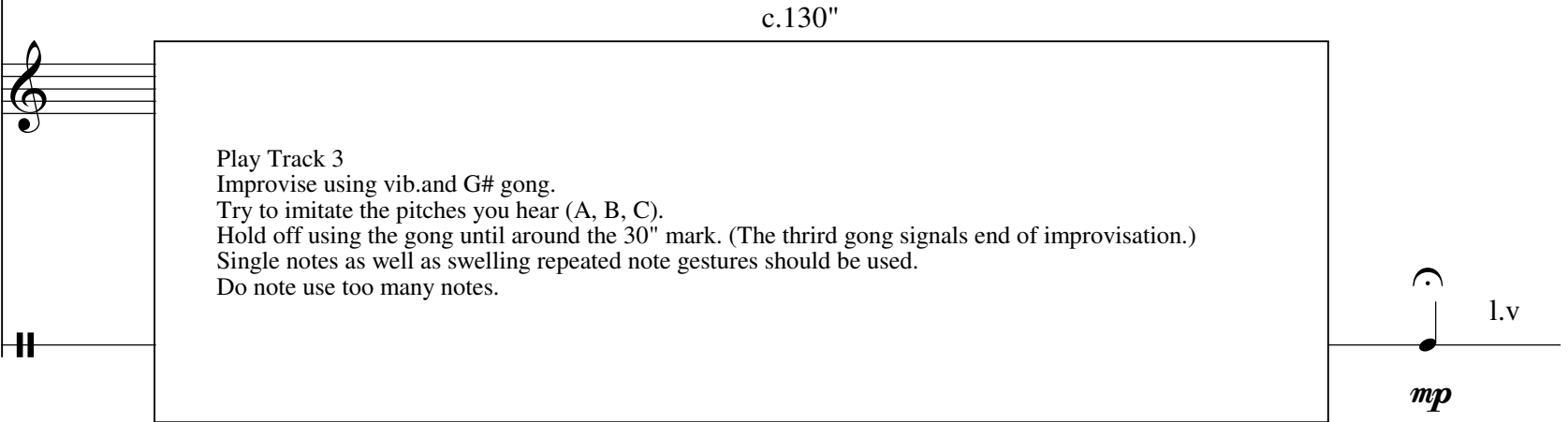


Vibraphone

c.130"

low G# gong

Play Track 3  
Improvise using vib.and G# gong.  
Try to imitate the pitches you hear (A, B, C).  
Hold off using the gong until around the 30" mark. (The thirrd gong signals end of improvisation.)  
Single notes as well as swelling repeated note gestures should be used.  
Do note use too many notes.



(Third gong - end of improv)

freely (♩=c.60)

*p* reflective

it was a night like this

*mp* distantly frantic

"What did you say?"

(Cello)  
Bow between bridge  
and tailpiece sul II & III

*p*

(Gong) 1.v  
*p*



"no doubt it was a night like this"

"What did you mean?"

(cello)  
Bow between bridge  
and tailpiece sul II & III

(Gong) 1.v  
*p*

you picked up

that

rock

*n*

Vibraphone

(full of the light of mis - ter mis - ter mis - ter Moon)

*p*